

enclosures: **size "57.27"**

- standard** page: 184 - 188
- for 180 °C** page: 194
- aggressive environments** page: 195
- EMC** page: 196


panel supports:

- COB** page: 258 - 259

- characteristics according to EN 61984:

- 16A 400V 4kV 2**
- UL, CSA, CCC, GL certified
- for maximum current load, see the insert load curve section on page 31

**inserts,
screw terminal connections**



| description | part No. |
|-------------|----------|
|-------------|----------|

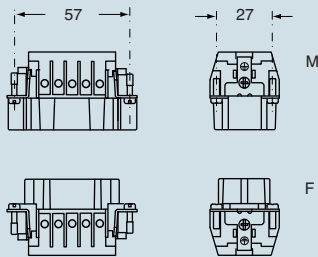
| | |
|---|--------------------------------|
| indirect, with plate 1) female inserts with female contacts male inserts with male contacts | CNF 10 CNM 10 |
|---|--------------------------------|

| | |
|--|--------------------------------------|
| indirect, with plate 1), use in up to 180 °C female inserts with female contacts, brown male inserts with male contacts, brown | CNF 10 RY CNM 10 RY |
|--|--------------------------------------|

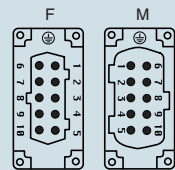
1) for non-prepared conductors



dimensions in mm



contacts side (front view)



- inserts with plate, for section conductors:
0.75 - 2.5 mm² - AWG 18 - 14
- torsion couple recommended for conductor fastening
screws and stripping length see section feature of
inserts on page 13

dimensions shown are not binding
and may be changed without notice